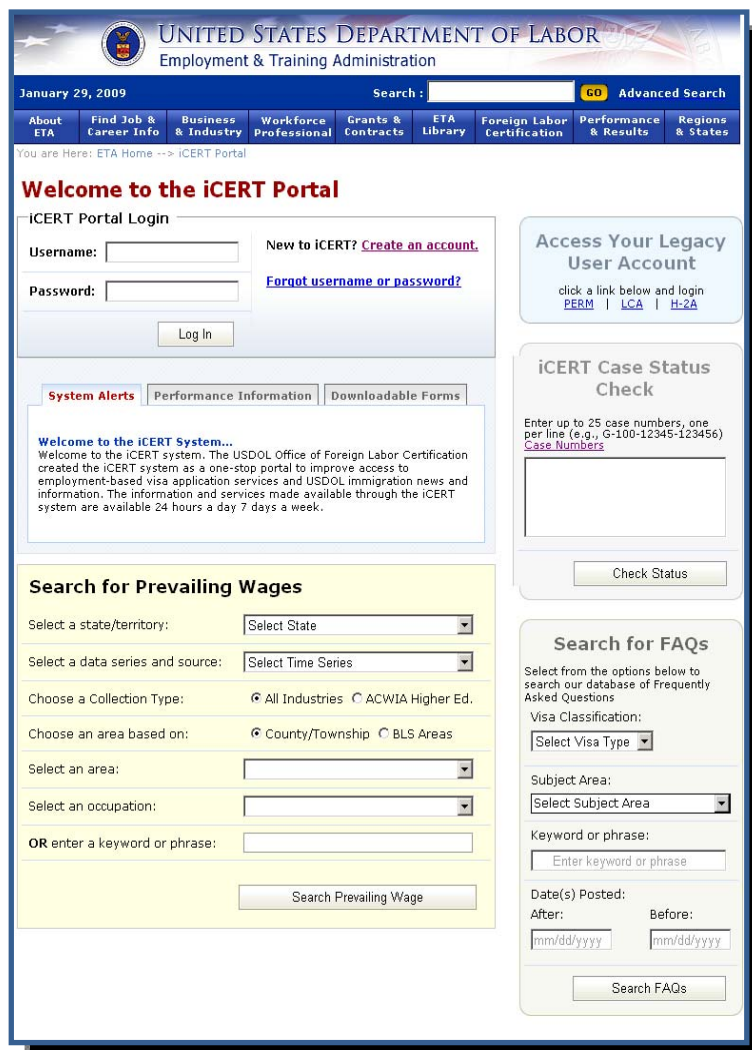


OFFICE OF FOREIGN LABOR CERTIFICATION
 Announcement of *New* OFLC Visa Portal – *iCERT System*

FOR EMPLOYERS

The iCERT System will allow you to:

- Prepare and submit applications 24/7
- Save time preparing applications by pre-populating visa forms with your business/contact information
- Create and manage sub-account users (e.g., HR staff or in-house legal counsel) to prepare and submit applications on your behalf
- Track the status of applications across visa programs through a single account
- Submit requests to withdraw applications or authorize sub-account users to do so on your behalf
- Notify USDOL, at any time, when you become aware that applications for labor certification have been submitted without your authorization



FOR ATTORNEYS/AGENTS

The iCERT System will allow you to:

- Prepare and submit applications 24/7
- Save time preparing applications by pre-populating visa forms with firm/business information
- Create and manage your client listings for use in pre-populating USDOL forms
- Create and manage sub-account users (e.g., paralegals) to prepare and submit applications
- Track the status of applications across visa programs through a single account
- Submit requests to withdraw applications or authorize sub-account users to do so on your behalf.

iCERT System Implementation Timelines

LCA Form 9035

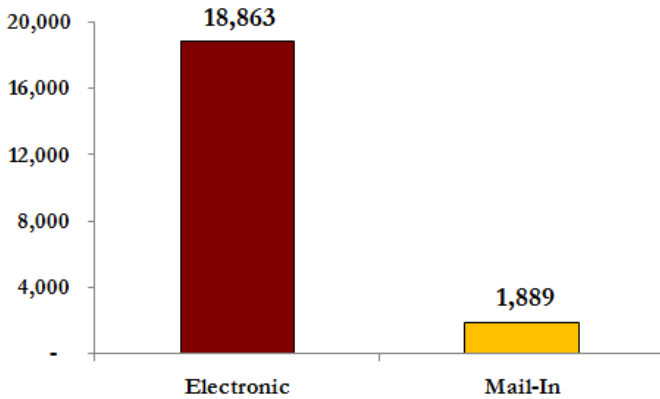
- Apr 15** OFLC begins receiving **new** LCA form for processing through iCERT System
- May 14** OFLC continues receiving existing LCA form through LCA OnLine System
- May 15** OFLC disables filing of existing LCA form, but keeps LCA OnLine System up for case status checks/withdrawals

PERM Form 9089

- Jul 1** OFLC begins receiving **new** PERM form for processing through iCERT System
- Jul 31** OFLC continues receiving existing PERM form through PERM OnLine System
- Aug 1** OFLC disables filing of existing PERM form, but keeps PERM System up for case status checks/withdrawals

OFFICE OF FOREIGN LABOR CERTIFICATION
 Permanent Labor Certification Program – Selected Statistics, FY 2009

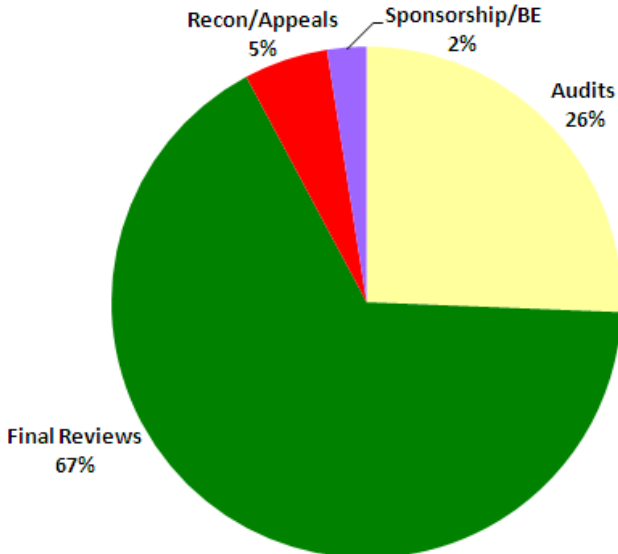
Total Applications Received: 20,752
 (Oct 08 – Dec 08)



Breakdown in Completed Cases		
Category	FY 2009 (Oct 08– Dec 08)	Cumulative (since Mar 05)
Certified	3,074	224,000
Denied	1,328	62,945
Withdrawn	169	5,729
Total Completed	4,571	292,674

Distribution of Active PERM Cases
 53,200 cases (as of 12/31/08)

Major Program Highlights



PERM Processing Summary		
Processing Priority Dates	Month	Year
Final Reviews	June	2008
Audits	August	2007
Standard Appeals	April	2007
Gov't Error Appeals		Current

- Atlanta NPC established email box to handle PERM Registration/Verifications at BE-RFL.Atlanta@dol.gov
- Implementation of new LCA Form 9035
 - OFLC will begin receiving new form for processing on April 15, 2009
 - OFLC will accept existing form through May 14, 2009, then discontinue use of old form
- Implementation of new PERM Form 9089
 - OFLC will begin receiving new form for processing on July 1, 2009
 - OFLC will accept existing form through July 31, 2009, then discontinue use of old form

Highlights of Fiscal Year (FY) 2009 PERM Certifications

October 1, 2008 – December 31, 2008

Statistical Estimates; Not Official for FY 2009

- Approximately 3,074 cases were certified during the first quarter of FY 2009; 74% of foreign workers on H-1B visas. The top 5 states of intended employment for these permanent labor certifications were California (509), New York (474), New Jersey (326), Florida (211); and Pennsylvania (173);
- Alien beneficiaries representing 122 different countries were certified for permanent employment in the U.S. The top 10 countries of citizenship of alien beneficiaries included India (1,219), China (254), Canada (174), South Korea (120), Philippines (113), Mexico (99), United Kingdom (79), Colombia (54), Venezuela (52), and France (46); and
- Top job titles certified for permanent employment included *Computer Software Engineers* (632), *Computer Systems Analysts* (194), *Computer and Information System Managers* (135), *Financial Analysts* (115), *Electronics Engineers* (105), *Electrical Engineers* (88), *Accountants* (77), *Mechanical Engineers* (76), *Restaurant Cooks* (71), and *Operations Research Analysts* (70).

PERM Certifications by Top 10 U.S. States (*Place of Intended Employment*)

FY 2009 Worker Positions Certified = 3,074

