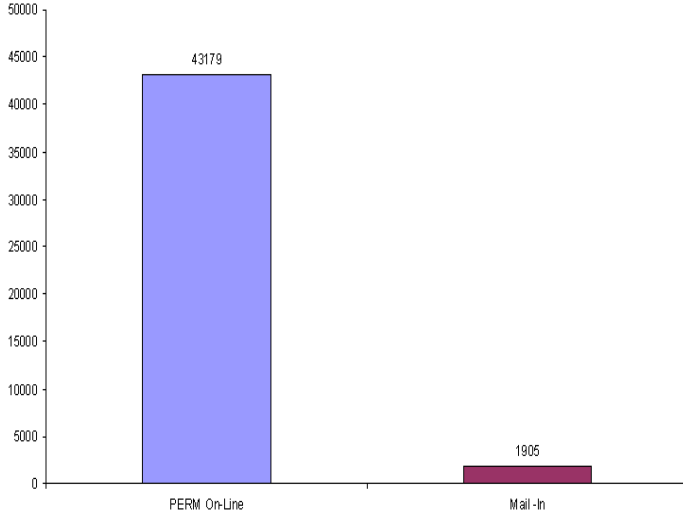


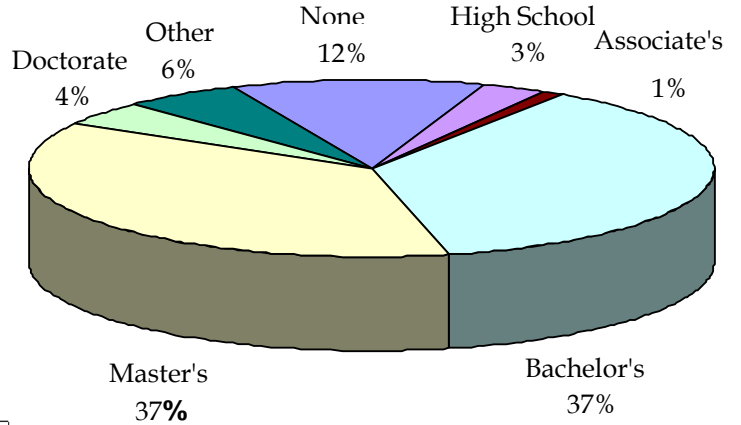
# OFFICE OF FOREIGN LABOR CERTIFICATION

## Permanent Labor Certification Program – Selected Statistics, FY 2011

**Total Applications Received:**  
**(October 2010 – May 2011)**

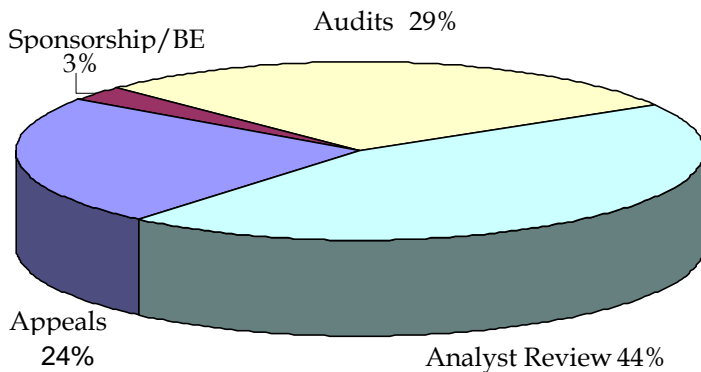


**Education Level of Active PERM Cases:**  
**22,200 Cases (As of 5/31/2011)**



\*Note there has been a 63% increase in cases filed FY 2011 over cases filed in FY 2010

**Processing Status of Active PERM Cases**  
**22,200 cases (As of 5/31/2011)**



**PERM Processing Priority Dates**  
**(As of 5/31/2011)**

| Processing Area     | Month     | Calendar Year |
|---------------------|-----------|---------------|
| Analyst Review      | April     | 2011          |
| Audits              | September | 2010          |
| Standard Appeals    | November  | 2008          |
| Gov't Error Appeals | Current   |               |