



Student and Exchange Visitor Information System

General Summary Quarterly Review

For the quarter ending June 30, 2011

July 1, 2011



Table of Contents

Page

I. Introduction	2
II. Management Summary	3
III. School Data	4
IV. F-1 and M-1 Nonimmigrant Student Data	6



SEVP and SEVIS

The Student and Exchange Visitor Program (SEVP) manages the Student and Exchange Visitor Information System (SEVIS). SEVP is a program under the Immigration and Customs Enforcement (ICE) agency within Department of Homeland Security (DHS).

SEVIS came online in 2003 to track and monitor the status and activities of nonimmigrant students and exchange visitors (EVs) who enter the United States. This web-based system collects real-time information on nonimmigrant students, EVs, approved schools, and program sponsors. This information is available to a variety of stakeholders. SEVIS also retains information on Exchange Visitor Program sponsors and visitors that are approved by the Department of State (DoS). The DoS web site is

<http://eca.state.gov/jexchanges/index.cfm>

This quarterly review is based on information retrieved on July 1, 2011. As SEVIS is a real-time data base, exact numbers within this review were accurate as of the date retrieved. The below list contains the various organizations, including DHS – ICE Counterterrorism and Criminal Exploitation Unit (CTCEU), that request data and information stored in SEVIS. SEVP continues to see the number of requests increase as SEVP's abilities and SEVIS' capabilities expand.

DHS - ICE (SEVP)
Department of State (DoS)
Exchange Visitor Programs
Congress
Private Organizations

DHS - ICE (CTCEU)
Schools
Embassies and Consulates
Law Enforcement and Intelligence Agencies
Other Governmental Agencies and Entities



Management Review Summary

The SEVIS “General Summary Quarterly Review” is produced to provide a snap-shot of useful information to SEVP management and a variety of SEVIS stakeholders.

This edition of the review represents a sample of information collected from SEVIS data on July 1, 2011.

Since the program’s inception, the total volume of data in SEVIS continues to grow. On June 30, 2011, SEVIS contained records for **1,142,830** active nonimmigrant students, exchange visitors, and their dependents. The total number of records for all F-1, M-1, and J-1 visa holders has increased to approximately **8.8 million**.

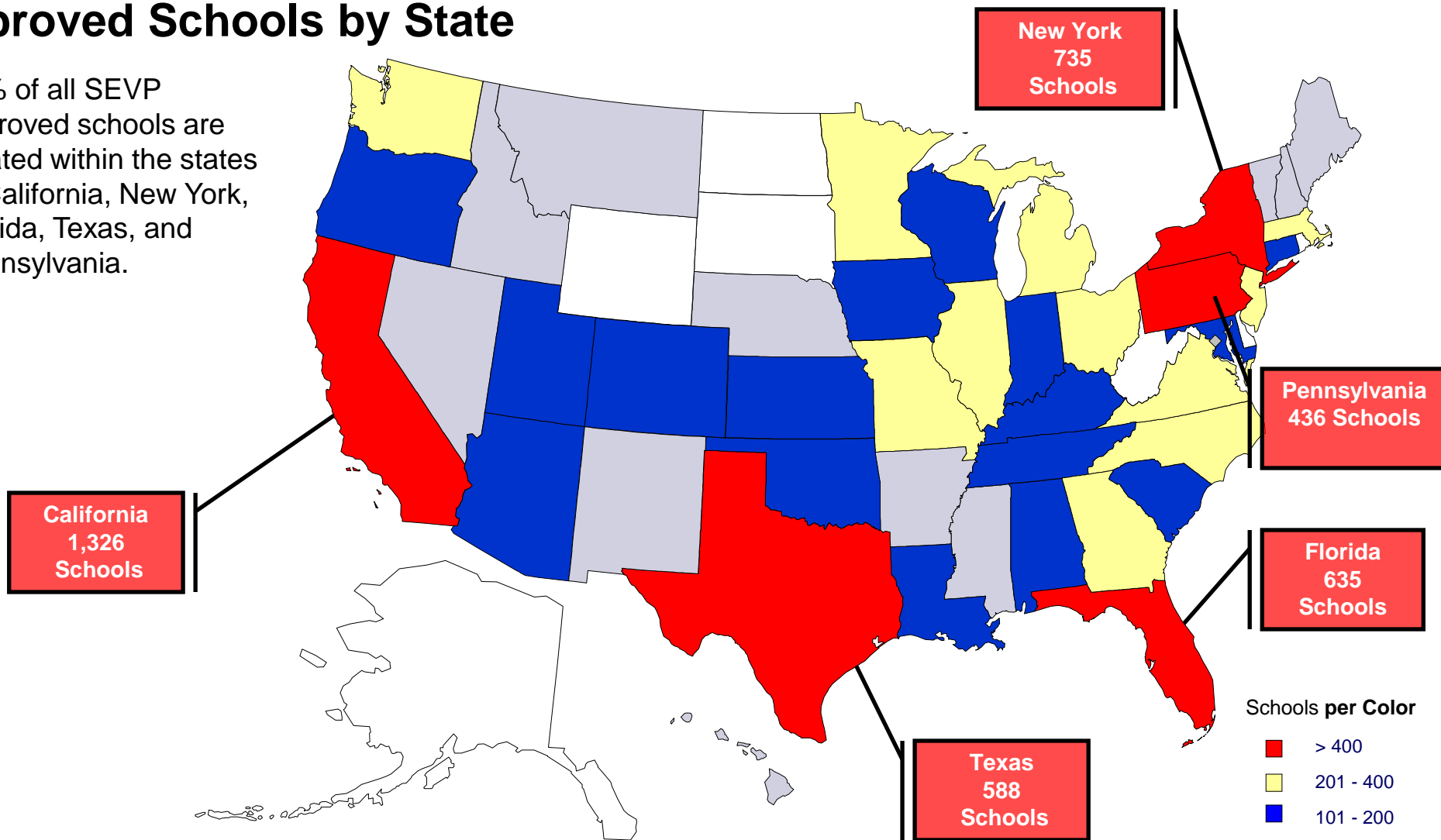
SEVIS Program Totals as of June 30, 2011

Metric	Total
Schools	
Approved	10,364
Students (F-1 & M-1)	
Active	784,481
Dependents	82,859
Completed	1,421,858
Metric	Total
Exchange Visitors Programs	
Active	1,458
Exchange Visitors (J-1)	
Active	226,205
Dependents	49,285
Inactive	2,319,445

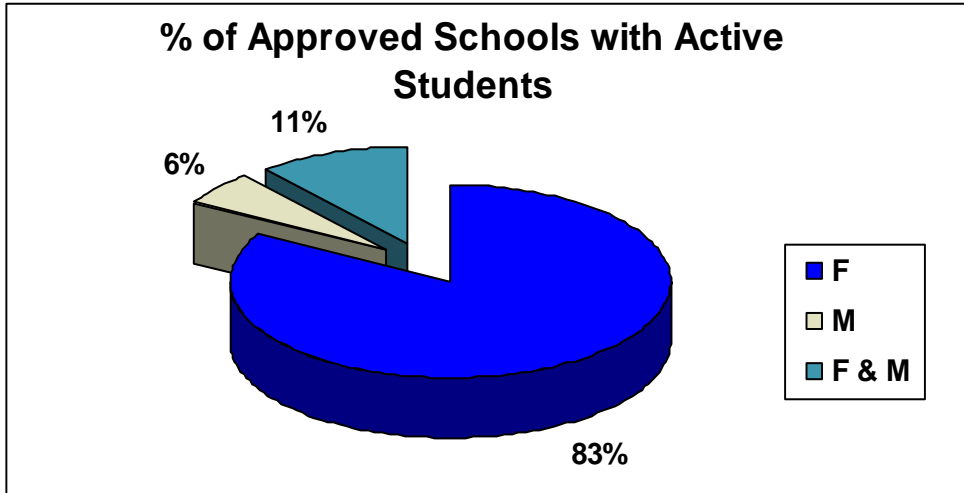


Approved Schools by State

- ▶ 36% of all SEVP approved schools are located within the states of California, New York, Florida, Texas, and Pennsylvania.



Approved Schools



# of Active Students	# of Schools
>5,000	8
1,001 - 5,000	170
501 - 1,000	172
101 - 500	804
51 - 100	666
11 - 50	1,750
1 - 10	3,053
0	3,741

Top Five F-1 and M-1 Approved Schools	
School Name	# of Active Students
Cornell University	3,918
Houston Community College System	3,334
Santa Monica College	3,144
The University Of Iowa	2,260
Northern Virginia Community College	2,084

Top Five F-1 Approved Schools	
School Name	# of Active Students
The City University Of New York	10,079
University Of Southern California	7,619
Purdue University	7,051
University Of Illinois	6,796
Columbia University In The City Of New York	6,460

Top Five M-1 Approved Schools	
School Name	# of Active Students
Florida Institute of Technology	316
TransPac Aviation Academy	300
CAE Global Academy Phoenix, Inc.	210
U.S. Flight Academy	188
ORLANDO FLIGHT TRAINING	181

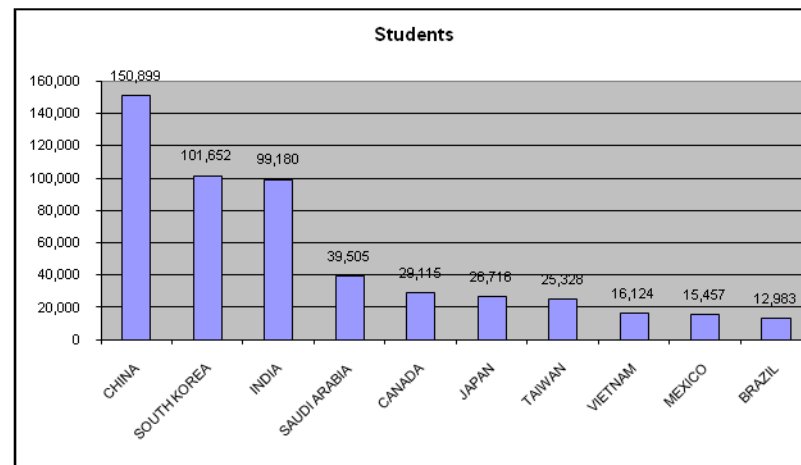


IV. F-1 & M-1 Nonimmigrant Student Data

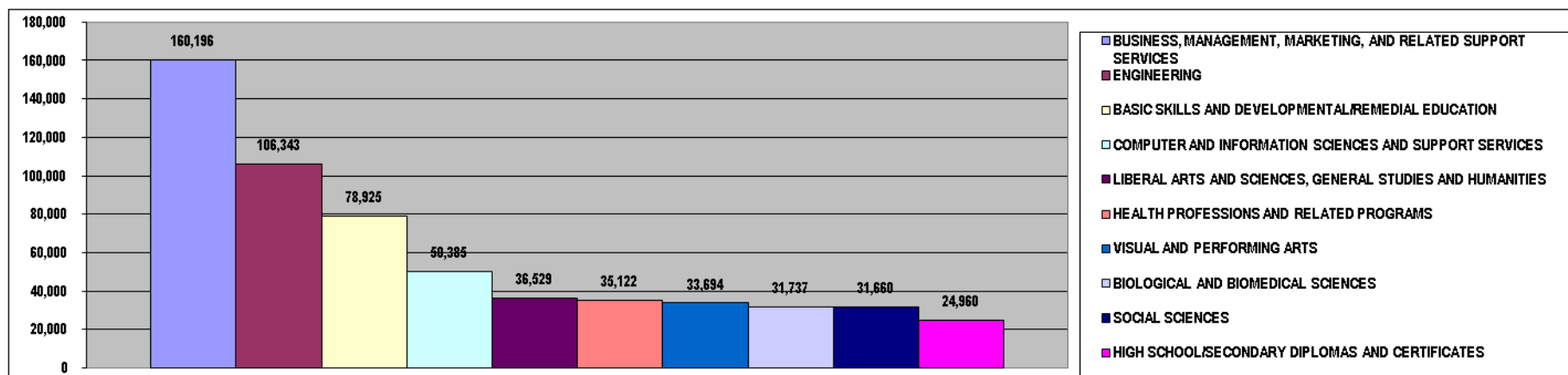
Geographic Region and Major

- ▶ China is the country with the highest number of Active students (150,899).
- ▶ The leading Major continues to be Business for 160,196 international students.
- ▶ DHS certified schools may offer multiple curricula but must be approved for each specific curriculum in which they enroll F/ M students.

Top Ten Country of Citizenship



Top Ten Majors



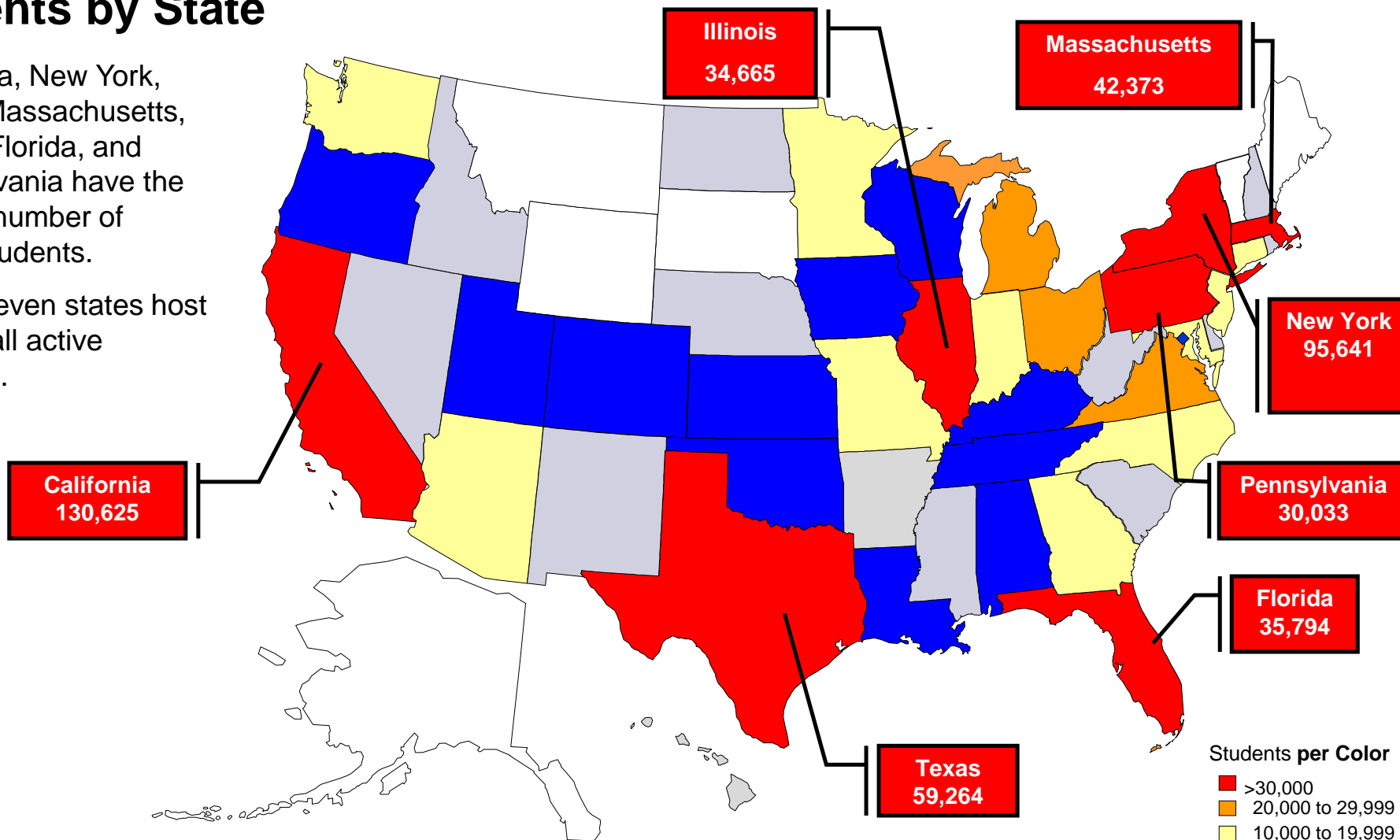


IV. F-1 & M-1 Nonimmigrant Student Data

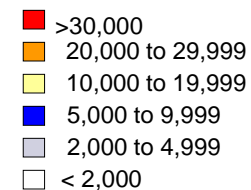
Students by State

- ▶ California, New York, Texas, Massachusetts, Illinois, Florida, and Pennsylvania have the highest number of active students.
- ▶ These seven states host 55% of all active students.

Number of Active Students by State



Students per Color





Level of Education and Course of Study

- ▶ 69% of active students are enrolled in Bachelor's, Master's or Doctoral programs.
- ▶ An approved school may offer several levels of education from pre-school, elementary, high school, to post secondary education level.

Education Level by Active Students

